



3GKW-DW/S EMC 0.6/1KV Dual Wall Screened Multicore

Applications

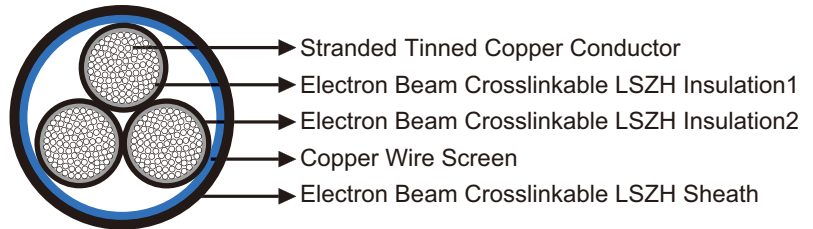
Multi core power and control cable designed for protected, fixed installation inside and outside railway vehicles for connecting fixed and moving parts in direct current and alternating voltage technology, especially converter technology.



Standard

- BS 6853 -Ia
- DIN 5510-2 1-4
- NFF 16-101 F0

Construction



- **Conductors:** Circular Class 5 stranded tinned copper to IEC60228/VDE 0295.
- **Insulation1:** Electron beam crosslinkable LSZH compound.
- **Insulation2:** Electron beam crosslinkable LSZH compound.
- **Screen:** Copper wire screen.
- **Sheath:** Electron beam crosslinkable LSZH compound.

Electrical Characteristics at 20°C

Nominal Conductor Cross Section	mm ²	0.25	0.5	0.75	1	1.5	2.5
Maximum Conductor Resistance	Ω/km	88.5	40.1	26.7	20.0	13.7	8.21
Voltage Rating	KV	0.6/1					

Mechanical and Thermal Properties

Minimum Bending Radius: 4xOD (Static); 8xOD (Flexing)
 Temperature Range: -60°C ~+120°C (Static); -40°C ~+90°C (Flexing)
 Short Circuit Temperature: +280°C



↳ Dimensions and Weight

No. of cores & Nominal Conductor Cross Sectional Area No. × mm ²	Number and Nominal Diameter of Strands No/mm		Nominal Insulation Thickness mm	Nominal Overall Diameter mm	Nominal Weight kg/km
2×2×0.25	19/0.13		0.2	5.7	48
3×2×0.25	19/0.13		0.2	6.1	57
4×2×0.25	19/0.13		0.2	7.0	72
7×2×0.25	19/0.13		0.2	7.8	92
25×0.25	19/0.13		0.2	8.9	139
2×0.5	19/0.18	16/0.20	0.2	4.3	34
3×0.5	19/0.18	16/0.20	0.2	4.5	40
4×0.5	19/0.18	16/0.20	0.2	4.8	47
5×0.5	19/0.18	16/0.20	0.2	5.4	58
6×0.5	19/0.18	16/0.20	0.2	5.9	70
7×0.5	19/0.18	16/0.20	0.2	6.3	80
8×0.5	19/0.18	16/0.20	0.2	6.8	86
9×0.5	19/0.18	16/0.20	0.2	7.2	95
10×0.5	19/0.18	16/0.20	0.2	7.2	101
12×0.5	19/0.18	16/0.20	0.2	7.4	110
15×0.5	19/0.18	16/0.20	0.2	8.5	135
16×0.5	19/0.18	16/0.20	0.2	8.5	142
18×0.5	19/0.18	16/0.20	0.2	8.9	162
20×0.5	19/0.18	16/0.20	0.2	9.3	183
22×0.5	19/0.18	16/0.20	0.2	9.9	195
25×0.5	19/0.18	16/0.20	0.2	10.3	213
27×0.5	19/0.18	16/0.20	0.2	10.5	231
30×0.5	19/0.18	16/0.20	0.2	11.3	265
36×0.5	19/0.18	16/0.20	0.2	12.1	301
42×0.5	19/0.18	16/0.20	0.2	12.9	359
48×0.5	19/0.18	16/0.20	0.2	13.6	410
50×0.5	19/0.18	16/0.20	0.2	14.2	430
2×2×0.5	19/0.18	16/0.20	0.2	6.4	69
3×2×0.5	19/0.18	16/0.20	0.2	6.7	80
4×2×0.5	19/0.18	16/0.20	0.2	7.4	95
5×2×0.5	19/0.18	16/0.20	0.2	9.2	136
6×2×0.5	19/0.18	16/0.20	0.2	9.2	148
8×2×0.5	19/0.18	16/0.20	0.2	9.7	155
10×2×0.5	19/0.18	16/0.20	0.2	10.9	200
12×2×0.5	19/0.18	16/0.20	0.2	12.1	239
15×2×0.5	19/0.18	16/0.20	0.2	13.0	300
16×2×0.5	19/0.18	16/0.20	0.2	13.0	320
20×2×0.5	19/0.18	16/0.20	0.2	14.4	360
2×3×0.5	19/0.18	16/0.20	0.2	7.3	90
2×0.75	19/0.22	24/0.20	0.2	4.8	40
3×0.75	19/0.22	24/0.20	0.2	5.0	50
4×0.75	19/0.22	24/0.20	0.2	5.5	62




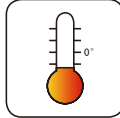
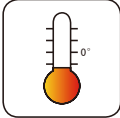






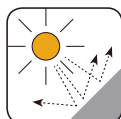
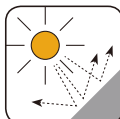







No. of cores& Nominal Conductor Cross Sectional Area No.×mm ²	Number and Nominal Diameter of Strands No/mm		Nominal Insulation Thickness mm	Nominal Overall Diameter mm	Nominal Weight kg/km
5×0.75	19/0.22	24/0.20	0.2	6.1	75
6×0.75	19/0.22	24/0.20	0.2	6.6	85
7×0.75	19/0.22	24/0.20	0.2	7.2	100
8×0.75	19/0.22	24/0.20	0.2	7.7	113
10×0.75	19/0.22	24/0.20	0.2	8.1	130
12×0.75	19/0.22	24/0.20	0.2	8.4	150
14×0.75	19/0.22	24/0.20	0.2	9.1	169
16×0.75	19/0.22	24/0.20	0.2	9.7	206
18×0.75	19/0.22	24/0.20	0.2	10.1	230
20×0.75	19/0.22	24/0.20	0.2	11.1	256
24×0.75	19/0.22	24/0.20	0.2	12.0	294
25×0.75	19/0.22	24/0.20	0.2	12.3	300
2×2×0.75	19/0.22	24/0.20	0.2	7.1	85
3×2×0.75	19/0.22	24/0.20	0.2	7.6	109
4×2×0.75	19/0.22	24/0.20	0.2	9.9	143
5×2×0.75	19/0.22	24/0.20	0.2	10.7	182
6×2×0.75	19/0.22	24/0.20	0.2	11.9	226
7×2×0.75	19/0.22	24/0.20	0.2	13.2	279
8×2×0.75	19/0.22	24/0.20	0.2	13.4	291
10×2×0.75	19/0.22	24/0.20	0.2	14.8	333
3×3×0.75	19/0.22	24/0.20	0.2	8.9	151
5×4×0.75	19/0.22	24/0.20	0.2	12.8	288
2×1.0	19/0.25	32/0.20	0.2	5.0	50
3×1.0	19/0.25	32/0.20	0.2	5.5	60
4×1.0	19/0.25	32/0.20	0.2	5.8	72
5×1.0	19/0.25	32/0.20	0.2	6.6	88
6×1.0	19/0.25	32/0.20	0.2	7.3	114
7×1.0	19/0.25	32/0.20	0.2	7.9	133
8×1.0	19/0.25	32/0.20	0.2	8.5	150
9×1.0	19/0.25	32/0.20	0.2	8.9	160
10×1.0	19/0.25	32/0.20	0.2	8.9	168
12×1.0	19/0.25	32/0.20	0.2	9.2	188
16×1.0	19/0.25	32/0.20	0.2	10.5	250
18×1.0	19/0.25	32/0.20	0.2	11.2	275
25×1.0	19/0.25	32/0.20	0.2	12.7	355
27×1.0	19/0.25	32/0.20	0.2	13.3	395
30×1.0	19/0.25	32/0.20	0.2	13.8	450
36×1.0	19/0.25	32/0.20	0.2	15.1	530
42×1.0	19/0.25	32/0.20	0.2	16.3	604
50×1.0	19/0.25	32/0.20	0.2	17.8	690
2×2×1.0	19/0.25	32/0.20	0.2	7.8	107
4×2×1.0	19/0.25	32/0.20	0.2	9.4	128
6×2×1.0	19/0.25	32/0.20	0.2	11.6	239
12×2×1.0	19/0.25	32/0.20	0.2	14.3	400





No. of cores & Nominal Conductor Cross Sectional Area No. × mm ²	Number and Nominal Diameter of Strands No/mm		Nominal Insulation Thickness mm	Nominal Overall Diameter mm	Nominal Weight kg/km
4×3×1.0	19/0.25	32/0.20	0.2	11.5	230
3×4×1.0	19/0.25	32/0.20	0.2	11.3	245
4×4×1.0	19/0.25	32/0.20	0.2	12.5	265
2×1.5	37/0.22	30/0.25	0.3	5.8	70
3×1.5	37/0.22	30/0.25	0.3	6.1	81
4×1.5	37/0.22	30/0.25	0.3	6.7	100
5×1.5	37/0.22	30/0.25	0.3	7.7	134
6×1.5	37/0.22	30/0.25	0.3	8.3	153
7×1.5	37/0.22	30/0.25	0.3	9.1	184
8×1.5	37/0.22	30/0.25	0.3	10.3	222
9×1.5	37/0.22	30/0.25	0.3	10.5	234
10×1.5	37/0.22	30/0.25	0.3	10.5	240
12×1.5	37/0.22	30/0.25	0.3	10.9	268
16×1.5	37/0.22	30/0.25	0.3	12.5	364
18×1.5	37/0.22	30/0.25	0.3	13.2	405
25×1.5	37/0.22	30/0.25	0.3	15.8	562
48×1.5	37/0.22	30/0.25	0.3	20.7	988
2×2×1.5	37/0.22	30/0.25	0.3	9.2	153
3×2×1.5	37/0.22	30/0.25	0.3	9.8	205
7×2×1.5	37/0.22	30/0.25	0.3	12.6	330
2×2.5	37/0.29	50/0.25	0.3	7.0	105
3×2.5	37/0.29	50/0.25	0.3	7.6	130
4×2.5	37/0.29	50/0.25	0.3	8.4	170
5×2.5	37/0.29	50/0.25	0.3	9.4	190
6×2.5	37/0.29	50/0.25	0.3	10.3	225
7×2.5	37/0.29	50/0.25	0.3	11.4	270
8×2.5	37/0.29	50/0.25	0.3	12.6	343
10×2.5	37/0.29	50/0.25	0.3	13.2	370
12×2.5	37/0.29	50/0.25	0.3	13.6	420
16×2.5	37/0.29	50/0.25	0.3	15.6	560
18×2.5	37/0.29	50/0.25	0.3	16.6	620
25×2.5	37/0.29	50/0.25	0.3	19.3	834
27×2.5	37/0.29	50/0.25	0.3	20.5	870
48×2.5	37/0.29	50/0.25	0.3	25.6	1560

 Impact Resistant	 Highly Flexible	 Cold Resistant	 Soldering Heat Resistant	 Low Temperature Resistant	 Corona Resistant	 Fire Retardant NF C32-070-2.2(C1) IEC 60332-3/EN50266	 Flame Retardant NF C32-070-2.1(C2) IEC 60332-1/EN 50265-2-1	 Low Corrosivity EN 50267-2-2/NF C32-074 IEC 60754-2/NF C20-453
 IRM 903 Fuel Oil Resistant	 IRM 902 Mineral Oil Resistant	 UV Resistant	 Ozone Resistant	 Acid and Alkali Resistant	 Abrasion Resistant	 Low Smoke Emission IEC 61034/NFC20-902 EN 50268/NF C32-073	 Low Toxicity	 Zero Halogen IEC 60754-1/NF C20-454 EN 50267-2-1